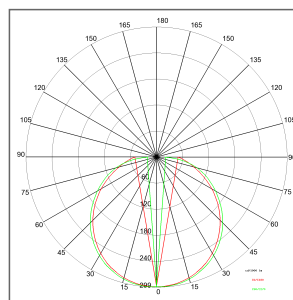


JUPITER M
COD: 62141-LBC

Use:
inside, led
Installation:
Wall/Ceiling mounted
Body/structure:
Steel body
Coating:
Epoxy powder coating for inside use
Colour:
White
Glass/diffuser:
Polycarbonate opal diffuser
Cable gland:
Silicon rubber cable gland
Control gear:
LED driver

Voltage: 220-240V 50/60Hz
Beam angle: Simmetric flood beam
Insulation class: Insulation class 1
IP rating: 40
Glow wire: [650 °C]
IK rating: 7
Lamp included: Yes
Kind of led: SMD LED
Lamp wattage: 16 W
Lamp luminous flux: 1350 lm
Colour temperature: 3000
CRI: 80

Review board: 20-05-2014



EnaxEmin	180°	90°	90°	0 m
100813 / 63461	Arroz: NAN x NAN			2 m
25229 / 14230	Arroz: NAN x NAN			4 m
11213 / 6088	Arroz: NAN x NAN			6 m
6308 / 3358	Arroz: NAN x NAN			8 m
4037 / 2123	Arroz: NAN x NAN			10 m
2804 / 1463	Arroz: NAN x NAN			12 m

62-C183, 59° x 59° 62-C170, 62° x 62°

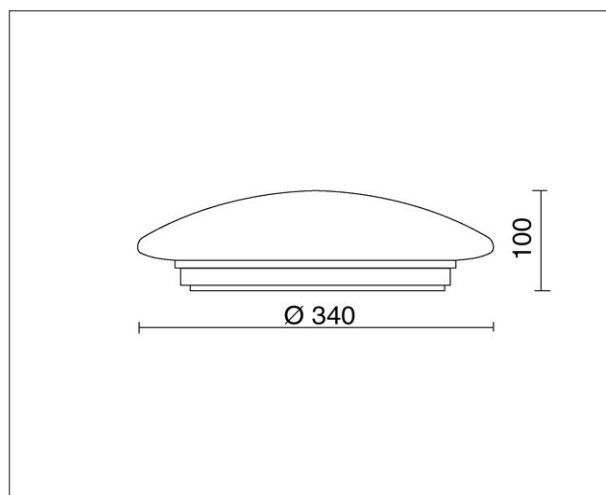
Lamp: 1 x 13 +/- 16 W 1350 lm



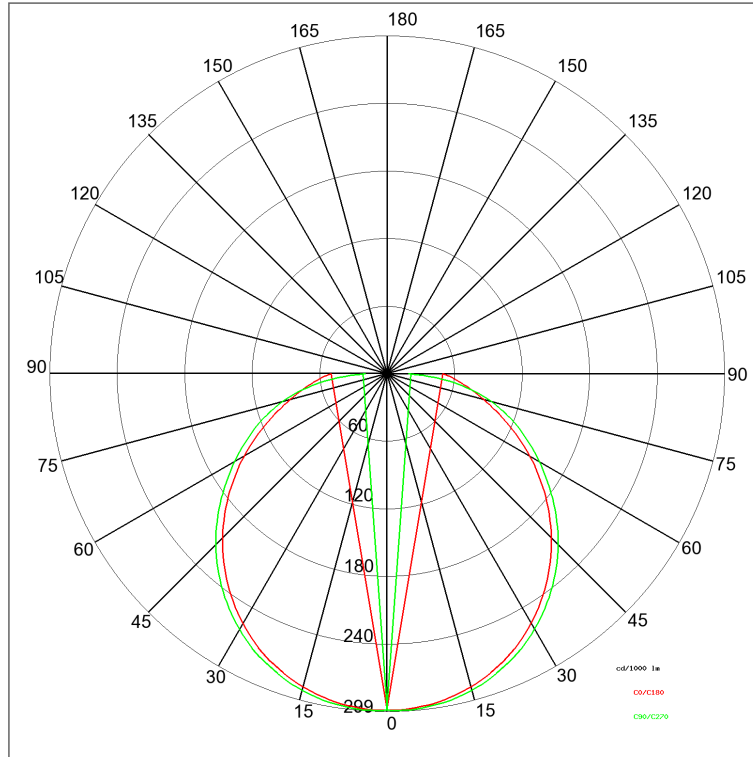
IK 7

IP 40

A



JUPITER M
COD: 62141-LBC



E _{max} E _{min}		180°	
			0 m
			2 m
100913 / 63451		Area: NAN x NAN	4 m
25229 / 14239		Area: NAN x NAN	6 m
11213 / 6088		Area: NAN x NAN	8 m
6308 / 3358		Area: NAN x NAN	10 m
4037 / 2123		Area: NAN x NAN	12 m
2804 / 1463		0°	
	C0-C180: 59° + 59°	C90-C270: 62° + 62°	

JUPITER M
COD: 62141-LBC

